


Handwriting 5







Diagonal join to tall letters 3

t t t t t t t

at at at at

cccccccccccccccccccc



cat cat cat

hat hat hat


mat mat mat

sat sat sat sat

sat sat sat sat

A decorative border of stylized butterflies runs along the top, bottom, and right edges of the page. The butterflies are arranged in a repeating pattern, with some facing left and some facing right. The page is spiral-bound on the left side.


practise pages



Joining to th

th th th th th

a a a a a a



that that that

than than than


thin thin thin

thumb thumb thumb




Writing patterns

Trace and continue these writing patterns.




Joining to ch

ch ch ch ch ch



chin chin chin

chip chip chip



chimp chimp chimp

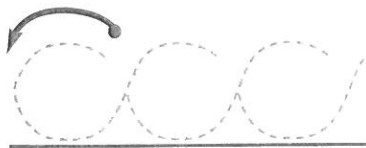
chill chill


chat chat chat




Practise, practise,

Practise these writing patterns.








Joining to ck

k k k k k k

ck ck ck ck ck




lick lick lick lick

tack tack tack tack

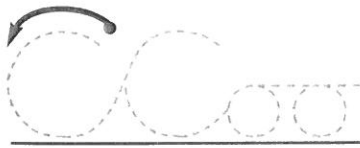
thick thick thick

chick chick chick



A decorative border of ladders surrounds the page. At the top, three ladders are arranged horizontally. On the right side, four ladders are arranged vertically. At the bottom, three ladders are arranged horizontally. The ladders are simple line drawings with rungs.

practise pages



Joining to b

b b b b b b

nib nib nib nib

cab cab cab



tub tub tub

hub hub hub

cub cub

dab dab

lab lab



Joining to curly e


e e e e e e e

he he he he

hen hen hen

me me me me

men men men



ten ten ten

let let let

